

# kwic

S. & R. Cornelissen

PLKWIC36BRXXLED



# kwic

S. & R. Cornelissen

Collezione di lampade a soffitto/parete, sospensione e terra con struttura metallica in alluminio e acciaio. Diffusore in vetro soffiato opalino. Disponibile in tre colori e due dimensioni. Sorgente luminosa a LED integrato dimmerabile.


*Collection consisting of steel and aluminum ceiling/wall lamps, suspended and floor lamps with opaline blown glass diffuser. Available in three colours and two sizes. Built-in dimmable LED light source.*

Data la lavorazione artigianale del prodotto ed il particolare processo di finitura, sempre manuale, è possibile riscontrare diversi aspetti e tonalità di finitura tra un prodotto e l'altro che devono essere ritenuti un pregio assoluto del prodotto.

*Considering the craftsmanlike manufacturing of the product and the special finishing process, always by hand, you may find different appearances and shades between one product and another and they are to consider as absolute distinction of the item.*

## GENERAL INFORMATION

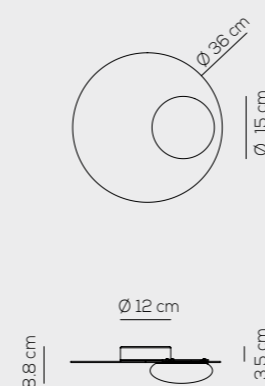
### COLOURS



intense black    transparent bronze    white



**PL KWIC 36**  
kg 1,9 m³ 0,065



CE EAC

IP20 CRI>90 **LED**

**Colours**  
NE intense black  
BR trasparente bronze  
BC white

**Finishings**  
XX

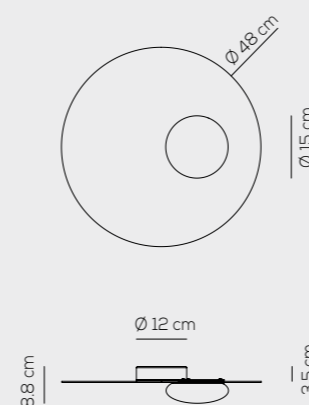
3000K\*  
2700K, 3500K upon request

**LED** 18 W diffused beam  
~2255 lm\* ~125 lm/W\* source

110-240Vac

example composition code  
**PL KWIC36 NE XX LED**

**PL KWIC 48**  
kg 2,25 m³ 0,074



CE EAC

IP20 CRI>90 **LED**

**Colours**  
NE intense black  
BR trasparente bronze  
BC white

**Finishings**  
XX

3000K\*  
2700K, 3500K upon request

**LED** 18 W diffused beam  
~2255 lm\* ~125 lm/W\* source

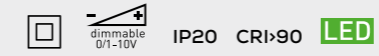
110-240Vac

example composition code  
**PL KWIC48 NE XX LED**

# kwic

S. & R. Cornelissen

**SP KWIC 36**  
kg 2,25 m³ 0,065



**Colours**  
NE intense black  
BR trasparente bronze

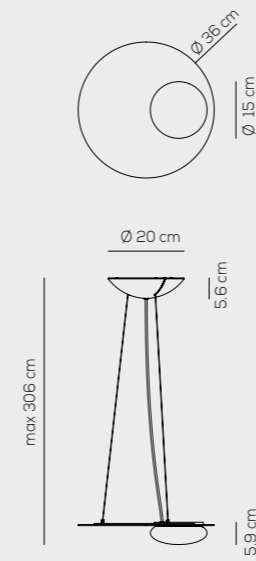
**Finishings**  
XX

3000K\*  
2700K, 3500K upon request

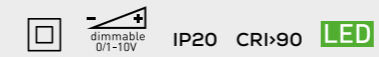
**LED** 18 W diffused beam  
~2255 lm\* ~125 lm/W\* source

110-240Vac

example composition code  
**SP KWIC36 NE XX LED**



**SP KWIC 48**  
kg 3,2 m³ 0,074



**Colours**  
NE intense black  
BR trasparente bronze

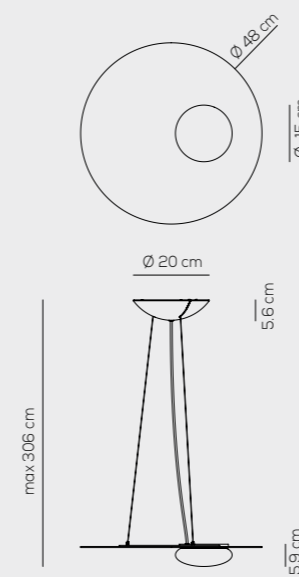
**Finishings**  
XX

3000K\*  
2700K, 3500K upon request

**LED** 18 W diffused beam  
~2255 lm\* ~125 lm/W\* source

110-240Vac

example composition code  
**SP KWIC48 NE XX LED**



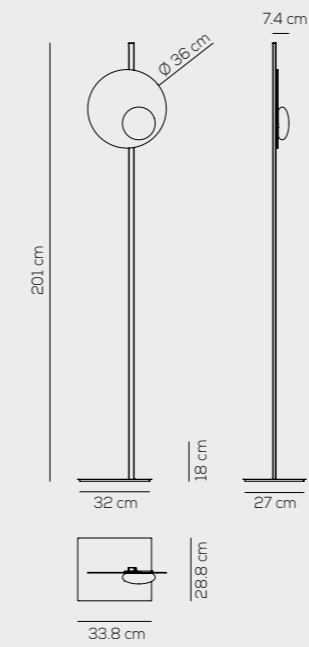
SPKWIC48NEXXLED

Project: Vadim Matevosyants

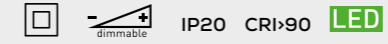


kwic

S. &amp; R. Cornelissen

PT KWIC 36  
kg 10,1 m³ 0,126

CE EAC ETL in progress



**Colours**  
**NE** intense black  
**BR** trasparente bronze

**Finishings**  
**XX**

3000K\*  
 2700K, 3500K upon request

**LED** 18 W diffused beam  
 ~2255 lm\* ~125 lm/W\* source

110-240Vac

example composition code  
**PT KWIC36 NE XX LED**